



#### AUDIO SYSTEMS VIDEO

Snap the QR Code to view a video. Scroll to your audio system playlist and select the video you desire to view


[www.Youtube.com/KiaFeatureVideos](http://www.Youtube.com/KiaFeatureVideos)

# Apple CarPlay

## Quick Start Guide



Apple CarPlay™ is a smarter way to use your iPhone® in the car. It enables your vehicle's radio to be a display and controller for compatible iPhones when they're plugged into your Kia's USB port.



Apple CarPlay provides access to compatible Apple apps, such as: Phone, Music, Maps, Messages, iBooks® and Podcasts. Also available are a number of popular third-party apps.

### REQUIREMENTS

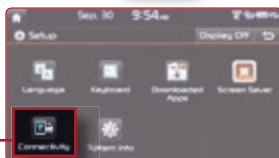
- iPhone 5 or later and it is recommended to always update your iPhone to the latest iOS release
- Apple Lightning® cable provided with your phone or an Apple Certified Lightning cable

*\* If equipped.*

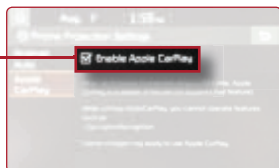
© 2017 KIA MOTORS AMERICA, INC. ALL RIGHTS RESERVED.  
CONSUMER - ROADSIDE ASSISTANCE: 1-800-333-4KIA (4542)

For any questions regarding the features of your vehicle, please contact your preferred Kia dealer or contact Kia Consumer Affairs at (800) 333-4KIA (4542)

1. From your vehicle, choose **SETUP**, then **CONNECTIVITY** or **PHONE PROJECTION**.



2. Select **ENABLE Apple CarPlay**. Make sure to accept the agreement on the head unit to enable Apple CarPlay.



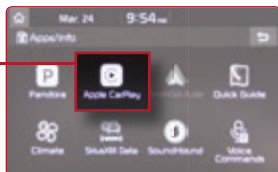
3. Connect the iPhone to your vehicle's USB port with the Apple Lightning cable provided with the phone and accept any requests/agreements from your phone.




## Basic Control Features

Apple CarPlay is controlled using your vehicle's knobs, buttons, touchscreen and steering controls, and also features Siri® voice control. Control for your Apple CarPlay apps is very similar to your iPhone.

1. Tap **Apple CarPlay** on the head unit screen to enter CarPlay mode.



2. Tap buttons on the head unit screen to launch apps. Tap **KIA** button to go back to the home screen.



3. Or, use the **VOICE COMMAND** button on your steering wheel to access Siri; Sample commands are: "Take me to the nearest gas station", "Call Rich.", or "Read my new message."




### QUICK TIP

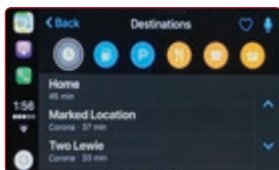
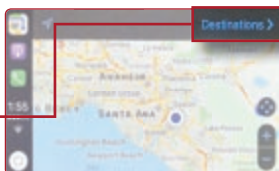
- ✓ Apple CarPlay may not support voice recognition for some third party music apps.

## How To Use Maps Inside Apple CarPlay

1. Tap the **Maps** button on the Apple CarPlay screen.



2. Enter an address, find a contact, or search for a nearby point of interest by touching the **Destinations** button on the screen.



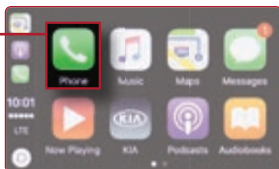
3. Or, use the **VOICE COMMAND** button on your steering wheel to access Siri and use voice commands to initiate your trip.



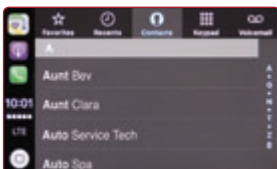
## How To Make Phone Calls

Make calls, return calls, and listen to voicemail.

1. Tap the **Phone** button on Apple CarPlay screen. Siri will ask who do you want to call. You can choose to respond or cancel Siri request and tap **Contacts**.



2. Easily access your favorites, recents, contacts and more.
3. Swipe the screen to scroll up and down; tap the contact or number to initiate the call.

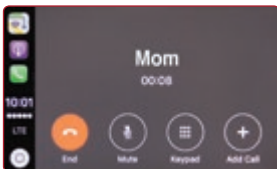


4. Or, use your steering wheel controls and voice commands to access Siri to help initiate your call. You may also use steering wheel controls to answer and end an incoming call.



### QUICK TIP


- ✓ Dial keypad is locked out when the vehicle is out of park. However, voice command button and Siri can be used to dial a number.



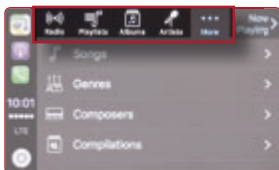
## How to Use Music, Podcasts, Audiobooks and More

Access all of your content from iTunes® and compatible music apps.

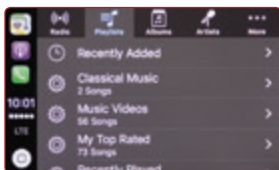
1. Tap **Music**, **Podcasts** or **Audiobooks** from the Apple CarPlay home screen.



2. Content categories are shown across the top of the screen.



3. Swipe up and down to scroll through content; tap to play your selection.




4. Or, use the steering wheel controls and voice commands to tell Siri what you'd like to hear from your iTunes Music library.



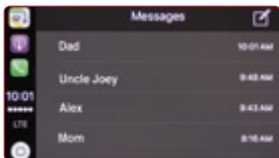
## How To Use Messages

Send and receive messages, and receive new message notifications.

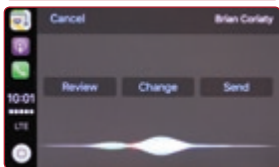
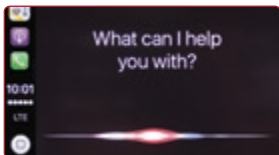
1. Tap the **Messages** button on the Apple CarPlay home screen. Siri will ask who do you want to text. You can choose to respond or cancel Siri request and tap **Messages**.



2. Access recent and new messages, listed by contact.



3. Use the steering wheel controls and voice commands to have Siri read new messages, or send new messages to a contact.



### QUICK TIP

### App Icon Placement

- ✓ With the iPhone connected and Apple CarPlay in use, open the **Settings** app within the iPhone, select **General** → **CarPlay** → **Kia Motors**. Next, touch and hold any icon on the home screen and drag it to the desired location.



If CarPlay doesn't work like you expect, here are a few things you can check.

### Try the following:

- Disconnect cable and reconnect
- Restart the iPhone
- Try a different Apple certified Lightning cable
- Update to the latest iOS

### Issues that may occur when using CarPlay:

- Temporary black/blank screen (Change modes/disconnect / reconnect)
- Interruptions in functionality (Siri, Maps, etc.) due to data signal strength (Move to an area with better signal)
- CarPlay does not launch and other concerns (Confirm iPhone is updated to the latest iOS, and verify cable is Apple certified)

NOTE: Use of CarPlay is dependent on the iPhone and CarPlay.

### APPLE CARPLAY

Distracted driving can result in a loss of vehicle control. Never use a handheld device or vehicle system that takes your focus away from safe vehicle operation. Apple CarPlay is provided by Apple Inc. and only compatible with certain Apple devices and operating systems. Devices, cables and adapters are not included and must be purchased separately. Cellular data and/or voice charges may apply, including roaming charges and/or other amounts charged by your wireless carrier.

Only use Apple CarPlay when conditions allow you to do so safely. Some laws prohibit the operation of electronic devices while operating a vehicle. Launch applications and perform other operations on electronic devices only when the vehicle is safely parked. Certain functionalities may be locked while vehicle is operational. Depending on use, Apple CarPlay can share certain user and vehicle information (e.g., vehicle location, speed and other operating conditions) with the connected iPhone. See Apple's privacy policy or contact Apple Inc. at [www.apple.com](http://www.apple.com) for details regarding Apple's use and handling of data uploaded by Apple CarPlay. Use of Apple CarPlay is at user's own risk, and is subject to agreement to the Apple CarPlay terms of use, which are included as part of the Apple iOS terms of use. Apple CarPlay vehicle integration is provided "as is," and Kia cannot guarantee Apple CarPlay operability or functionality now or in the future due to, among other conditions, changes in Apple CarPlay software/Apple iOS, service interruptions, or incompatibility or obsolescence of vehicle-integrated hardware or software.

**Apple** and **CarPlay** are registered trademarks of Apple Inc., registered in the U.S. and other countries.

**Apple CarPlay** is a registered trademark of Apple Inc.

**iOS** is a trademark or registered trademark of Cisco in the U.S. and other countries and is used under license.

Please refer to [www.apple.com](http://www.apple.com) for the full list of compatible apps.